

如何下載「經常帳餘額/GDP」之資料

將視窗往下拉，找到
“IMF
DATA MAPPER” 選項



INTERNATIONAL MONETARY FUND



ABOUT

RESEARCH

COUNTRIES

CAPACITY DEVELOPMENT

NEWS

VIDEOS

DATA

PUBLICATIONS

COVID-19

ENGLISH



無半



在這裡輸入文字來搜尋



下午 09:43
2020/9/27

policy advice and creating special tools to assist member countries.

IMF COVID-19 Hub



All the information on the IMF's response to the crisis.

Policy Tracker



Policy actions taken by countries.

Financial Assistance



Latest list of IMF financial assistance to countries.

Special Series



Guidance notes to manage the impact of the pandemic.

IMF Data Mapper

Plot and compare country data

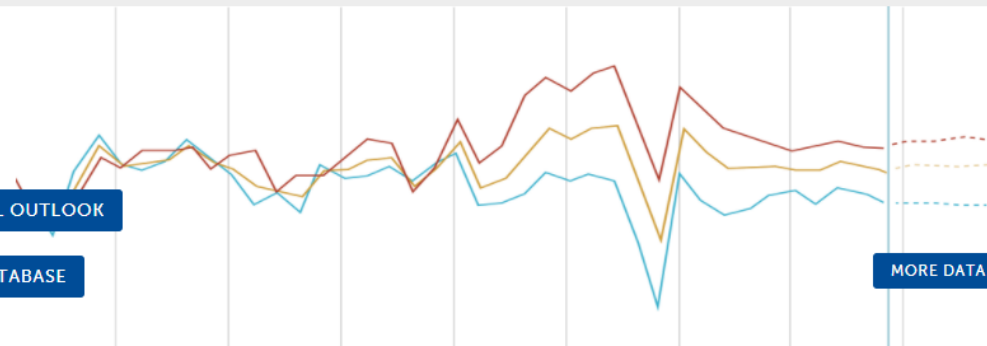
WORLD ECONOMIC OUTLOOK

AFRICA REGIONAL OUTLOOK

FISCAL MONITOR

GLOBAL DEBT DATABASE

MORE DATA



Latest Releases

Belize : Technical Assistance Report—
Cybersecurity, Regulation, Supervision, and
Resilience

SEPTEMBER 25, 2020

Colombia : Request for Augmentation of
Access Under the Flexible Credit Line
Arrangement-Press Release; Staff Report; and
Statement by the Executive Director for
Colombia

SEPTEMBER 25, 2020

Expanded Flexible Credit Line Will Help
Colombia Cope with COVID-19

SEPTEMBER 25, 2020

IMF Executive Board Approves Augmentation
of Colombia's Flexible Credit Line

SEPTEMBER 25, 2020

Kristalina Georgieva Talks Inequality with
Oxfam

SEPTEMBER 25, 2020

Blog: CHART OF THE WEEKMission
Impossible? Can Fragile States Increase Tax
Revenues?

SEPTEMBER 25, 2020

Transcript of IMF Press Briefing

SEPTEMBER 24, 2020

Securing China's Post-Pandemic Recovery:
Deepening Reforms and Pursuing
Rebalancing

SEPTEMBER 24, 2020



INTERNATIONAL MONETARY FUND



IMF DATAMAPPER

DATASETS

WORLD ECONOMIC OUTLOOK (APRIL 2020)

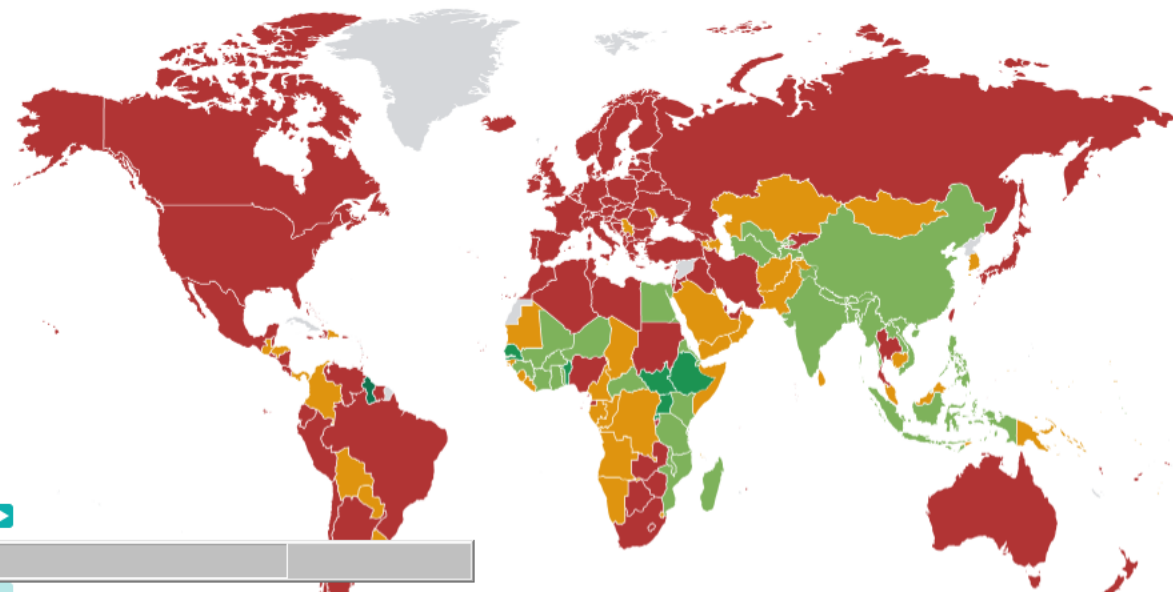
REAL GDP GROWTH

Real GDP growth ⁱ

Annual percent change

MAP (2020)

6% or more 3% - 6% 0 - 3% -3% - 0 less than -3% no data



LIST (2020)

Country

Region

Analytical group

Country	Value
Afghanistan	-3
Albania	-5
Algeria	-5.2
American Samoa	no data
Andorra	no data
Angola	-1.4
Anguilla	no data
Antigua and Barbuda	-10
Argentina	-5.7
Armenia	-1.5
Aruba	-13.7
Australia	-6.7
Austria	-7
Azerbaijan	-2.2

INTERNATIONAL MONETARY FUND



選此資料庫，可下載
「經常帳餘額/GDP」

Datasets

This version of the IMF DataMapper publishes a wide selection of the key economic indicators from 11 [Datasets](#). Click on a Dataset tile below to explore more indicators and their coverages on country, region, and analytical groups.

World Economic Outlook (April 2020)

Indicators	6
Time range	1980 - 2021
Countries	237
Regions and analytical	32

Fiscal Monitor (April 2020)

Indicators	8
Time range	2007 - 2021
Countries	237
Regions and analytical	12

AFR Regional Economic Outlook

Indicators	2
Time range	2004 - 2021
Countries	45
Regions and analytical	24

Global Debt Database

Indicators	10
Time range	1950 - 2018
Countries	190
Regions and analytical	1

Assessing Reserve Adequacy - ARA
(April 2020)

Indicators	4
Time range	2000 - 2019
Countries	79
Regions and analytical	1

1. Gender Budgeting and 2. Gender
Equality Indices

Indicators	3
Time range	1980 - 2015
Countries	222
Regions and analytical	13

Historical Public Debt Database

Indicators	1
Time range	1800 - 2015
Countries	235
Regions and analytical	4

Capital Flows in Developing Economies
(April 2016)

Indicators	18
Time range	1995 - 2014
Countries	174
Regions and analytical	3



PEOPLE

1 INDICATORS, 1980 - 2021

Unemployment rate

Percent

選此變數

CURRENT ACCOUNT

1 INDICATORS, 1980 - 2021

Current account balance,
percent of GDP

Percent of GDP

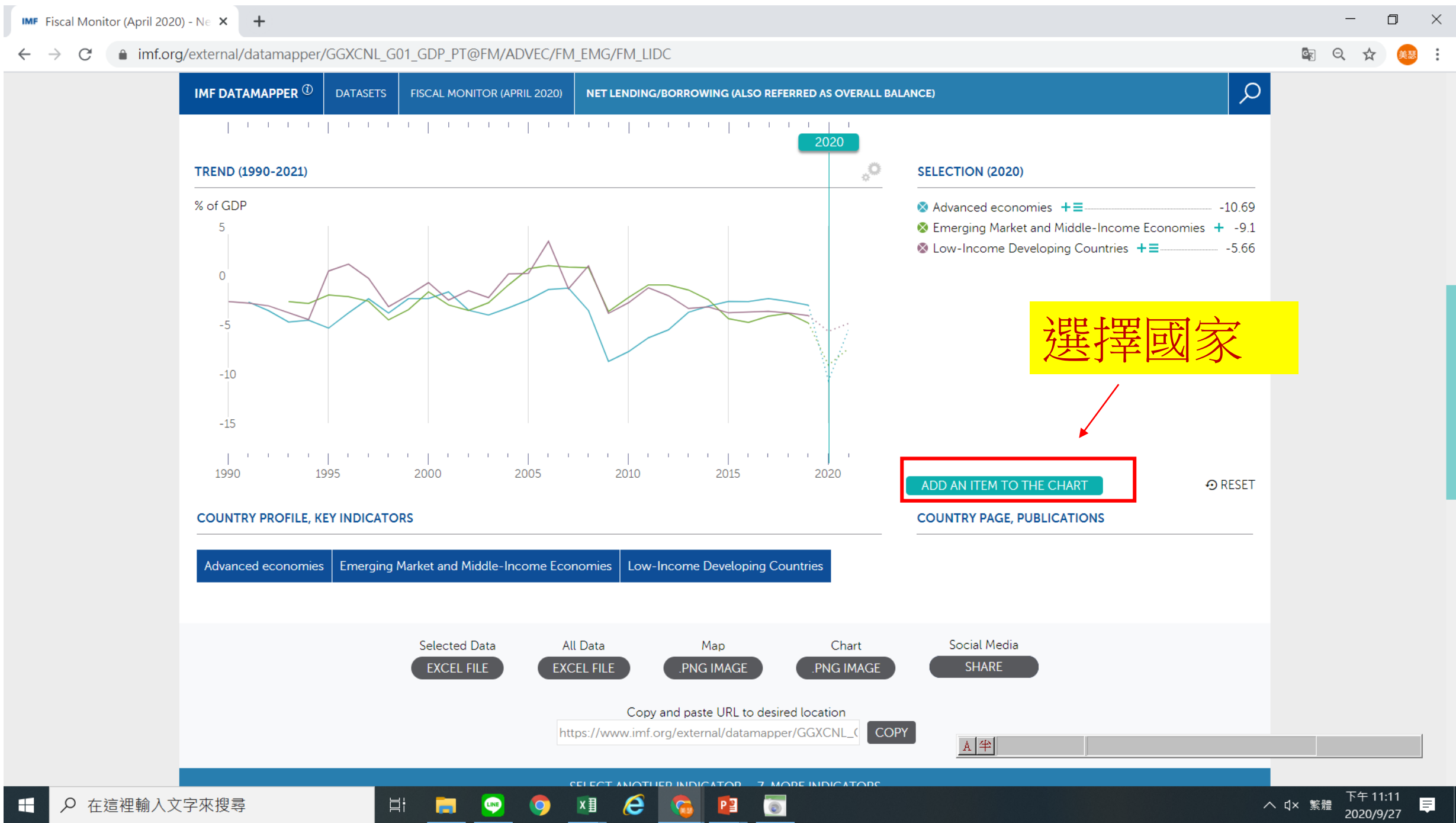
GOVERNMENT FINANCE

1 INDICATORS, 1980 - 2021

General government net
lending/borrowing

Percent of GDP





IMF DATAMAPPER ①

DATASETS

FISCAL MONITOR (APRIL 2020)

NET LENDING/BORROWING (ALSO REFERRED AS OVERALL BALANCE)



TREND (1990-2021)

% of GDP

5
0
-5
-10
-15

1990

1995

2000

2005

2010

2015

2020

COUNTRY PROFILE, KEY INDICATORS

Advanced economies

Emerging Market and Middle-Income Economies

Low-Income Developing Countries

SELECTION (2020)

- Advanced economies + = -10.69
- Emerging Market and Middle-Income Economies + = -9.1
- Low-Income Developing Countries + = -5.66

選擇國家

ADD

country

region

group

Tuvalu

Uganda

Ukraine

United Arab Emirates

United Kingdom

United States

United States Virgin Islands

Uruguay

Uzbekistan

Vanuatu

Venezuela

Vietnam

Selected Data

EXCEL FILE

All Data

EXCEL FILE

Map

.PNG IMAGE

Chart

.PNG IMAGE

Copy and paste URL to desired location

https://www.imf.org/external/datamapper/GGXCNL_G01_GDP_PT@FM/ADVEC/FM_EMG/FM_LIDC

COPY

CANCEL

OK



在這裡輸入文字來搜尋



下午 11:13

2020/9/27

IMF DATAMAPPER

DATASETS

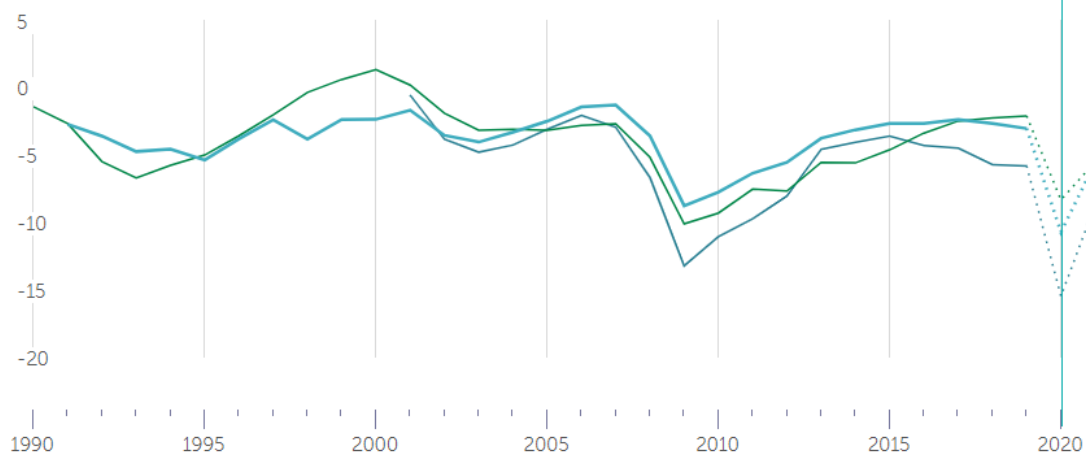
FISCAL MONITOR (APRIL 2020)

NET LENDING/BORROWING (ALSO REFERRED AS OVERALL BALANCE)



TREND (1990-2021)

% of GDP



SELECTION (2020)

United States	-15.45
United Kingdom	-8.31
Advanced economies	-10.69

確認選擇國家或群組為正確

COUNTRY PROFILE, KEY INDICATORS

United States United Kingdom Advanced economies

ADD AN ITEM TO THE CHART

RESET

COUNTRY PAGE, PUBLICATIONS

United States United Kingdom

按此下載EXCEL
資料檔

Selected Data

EXCEL FILE

All Data

EXCEL FILE

Map

.PNG IMAGE

Chart

.PNG IMAGE

Social Media

SHARE

Copy and paste URL to desired location

https://www.imf.org/external/datamapper/GGXCNL_G01_GDP_PT@FM/USA/GBR/ADVEC

COPY

A 半

SELECT ANOTHER INDICATOR - 7 MORE INDICATORS



在這裡輸入文字來搜尋

